
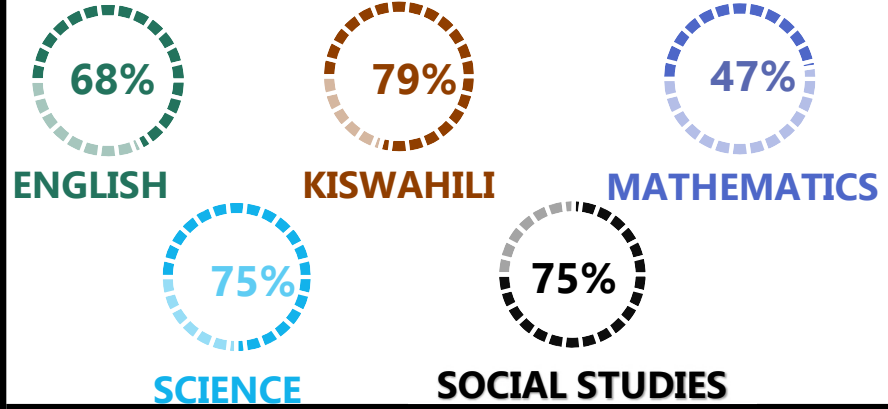






	<h1>ANNA'S ELITE</h1>																																																																																										
REGION: IRINGA	SCHOOL AVERAGE: 172.0	BAND 4																																																																																									
DISTRICT: IRINGA		CATEGORY BELOW 40																																																																																									
SUBJECT PERFORMANCE ANALYSIS																																																																																											
<table border="1" style="width:100%; border-collapse: collapse;"> <thead> <tr> <th>SUBJECT NAME</th> <th>AVG</th> <th>%</th> <th>RNK</th> </tr> </thead> <tbody> <tr><td>KISWAHILI</td><td>39.5</td><td>79%</td><td>1</td></tr> <tr><td>SCIENCE</td><td>37.5</td><td>75%</td><td>2</td></tr> <tr><td>SOCIAL STUDIES</td><td>37.4</td><td>75%</td><td>3</td></tr> <tr><td>ENGLISH</td><td>33.8</td><td>68%</td><td>4</td></tr> <tr><td>MATHEMATICS</td><td>23.7</td><td>47%</td><td>5</td></tr> </tbody> </table> <table border="1" style="width:100%; border-collapse: collapse;"> <thead> <tr> <th>BOYS/GIRLS PASS RATE</th> <th>STD</th> <th>AVG</th> <th>%</th> </tr> </thead> <tbody> <tr><td>BOYS</td><td>5</td><td>0.45</td><td>45%</td></tr> <tr><td>GIRLS</td><td>6</td><td>0.55</td><td>55%</td></tr> </tbody> </table>	SUBJECT NAME	AVG	%	RNK	KISWAHILI	39.5	79%	1	SCIENCE	37.5	75%	2	SOCIAL STUDIES	37.4	75%	3	ENGLISH	33.8	68%	4	MATHEMATICS	23.7	47%	5	BOYS/GIRLS PASS RATE	STD	AVG	%	BOYS	5	0.45	45%	GIRLS	6	0.55	55%																																																							
SUBJECT NAME	AVG	%	RNK																																																																																								
KISWAHILI	39.5	79%	1																																																																																								
SCIENCE	37.5	75%	2																																																																																								
SOCIAL STUDIES	37.4	75%	3																																																																																								
ENGLISH	33.8	68%	4																																																																																								
MATHEMATICS	23.7	47%	5																																																																																								
BOYS/GIRLS PASS RATE	STD	AVG	%																																																																																								
BOYS	5	0.45	45%																																																																																								
GIRLS	6	0.55	55%																																																																																								
<table border="1" style="width:100%; border-collapse: collapse;"> <thead> <tr> <th colspan="6">GRADE ANALYSIS SUMMARY</th> </tr> <tr> <th>SUBJECT NAME/GRADE</th> <th>A</th> <th>B</th> <th>C</th> <th>D</th> <th>E</th> </tr> </thead> <tbody> <tr><td>MATHEMATICS</td><td>0</td><td>2</td><td>5</td><td>3</td><td>1</td></tr> <tr><td>KISWAHILI</td><td>1</td><td>9</td><td>1</td><td>0</td><td>0</td></tr> <tr><td>ENGLISH</td><td>4</td><td>6</td><td>1</td><td>0</td><td>0</td></tr> <tr><td>SCIENCE</td><td>4</td><td>6</td><td>1</td><td>0</td><td>0</td></tr> <tr><td>SOCIAL STUDIES</td><td>4</td><td>6</td><td>1</td><td>0</td><td>0</td></tr> </tbody> </table> <table border="1" style="width:100%; border-collapse: collapse;"> <thead> <tr> <th>OVERALL GRADE ANALYSIS</th> <th>NO.</th> <th>SEATED</th> <th>%</th> </tr> </thead> <tbody> <tr><td>41- 45</td><td>0</td><td rowspan="3">11</td><td>0%</td></tr> <tr><td>30.5 - 40</td><td>10</td><td>91%</td></tr> <tr><td>20.5 - 30</td><td>1</td><td>9%</td></tr> <tr><td>10.5 - 20</td><td>0</td><td rowspan="2">0</td><td>0%</td></tr> <tr><td>0- 10</td><td>0</td><td>0%</td></tr> </tbody> </table>	GRADE ANALYSIS SUMMARY						SUBJECT NAME/GRADE	A	B	C	D	E	MATHEMATICS	0	2	5	3	1	KISWAHILI	1	9	1	0	0	ENGLISH	4	6	1	0	0	SCIENCE	4	6	1	0	0	SOCIAL STUDIES	4	6	1	0	0	OVERALL GRADE ANALYSIS	NO.	SEATED	%	41- 45	0	11	0%	30.5 - 40	10	91%	20.5 - 30	1	9%	10.5 - 20	0	0	0%	0- 10	0	0%	<table border="1" style="width:100%; border-collapse: collapse;"> <thead> <tr> <th colspan="2">BOYS VS GIRLS PASSRATE (%)</th> </tr> </thead> <tbody> <tr> <td style="text-align: center;"> 45%</td> <td style="text-align: center;"> 55%</td> </tr> <tr> <td colspan="2" style="text-align: center;">OVERALL PERFORMANCE ANALYSIS</td> </tr> <tr><td>REGISTERED</td><td>11</td><td>100%</td></tr> <tr><td>SEATED</td><td>11</td><td>100%</td></tr> <tr><td>ABSENTEES</td><td>0</td><td>0%</td></tr> <tr><td>PASSED</td><td>11</td><td>100%</td></tr> <tr><td>FAILED</td><td>0</td><td>0%</td></tr> <tr><td>SCHOOL POSITION</td><td colspan="2">55</td></tr> <tr><td>TOTAL SCHOOLS</td><td colspan="2">87</td></tr> </tbody> </table>	BOYS VS GIRLS PASSRATE (%)		 45%	 55%	OVERALL PERFORMANCE ANALYSIS		REGISTERED	11	100%	SEATED	11	100%	ABSENTEES	0	0%	PASSED	11	100%	FAILED	0	0%	SCHOOL POSITION	55		TOTAL SCHOOLS	87	
GRADE ANALYSIS SUMMARY																																																																																											
SUBJECT NAME/GRADE	A	B	C	D	E																																																																																						
MATHEMATICS	0	2	5	3	1																																																																																						
KISWAHILI	1	9	1	0	0																																																																																						
ENGLISH	4	6	1	0	0																																																																																						
SCIENCE	4	6	1	0	0																																																																																						
SOCIAL STUDIES	4	6	1	0	0																																																																																						
OVERALL GRADE ANALYSIS	NO.	SEATED	%																																																																																								
41- 45	0	11	0%																																																																																								
30.5 - 40	10		91%																																																																																								
20.5 - 30	1		9%																																																																																								
10.5 - 20	0	0	0%																																																																																								
0- 10	0		0%																																																																																								
BOYS VS GIRLS PASSRATE (%)																																																																																											
 45%	 55%																																																																																										
OVERALL PERFORMANCE ANALYSIS																																																																																											
REGISTERED	11	100%																																																																																									
SEATED	11	100%																																																																																									
ABSENTEES	0	0%																																																																																									
PASSED	11	100%																																																																																									
FAILED	0	0%																																																																																									
SCHOOL POSITION	55																																																																																										
TOTAL SCHOOLS	87																																																																																										

INDEX	NAME	SEX	MATHEMATICS		KISWAHILI		ENGLISH		SCIENCE		SOCIAL STUDIES		TOTAL	AVERAGE	OVR GRADE	SCH POSITION	OVERALL POSITION
1	JOYCEMARY MAGAWA	F	29	C	42	A	43	A	41	A	42	A	197	39	B	1	2496.5
2	DANIEL KIUNGO	M	29	C	43	B	35	A	41	A	44	A	192	38	B	2	2777.5
3	GIFT MGENI	F	37	B	37	B	34	A	42	A	41	A	191	38	B	3	2834
4	JUNIOR WANDA	M	32	B	41	B	35	A	44	A	37	B	189	38	B	4	2931.5
5	MOSES PETER	M	20	D	40	B	35	B	38	B	41	A	174	35	B	5	3698.5
6	AMANI VEMA	M	25	C	41	B	35	B	36	B	34	B	171	34	B	6	3832
7	EDIMARA SHABANI	F	23	C	39	B	31	B	36	B	40	B	169	34	B	7	3914.5
8	ANTONE KINGONGA	F	28	C	38	B	33	B	34	B	34	B	167	33	B	8	3991.5
9	HALIFA KIMOMWE	F	17	D	41	B	31	B	39	B	34	B	162	32	B	9	4189
10	SEVERINA PRTER	F	11	D	37	B	34	B	32	B	39	B	153	31	B	10	4499.5
11	BAHATI BAKARI	M	10	E	36	C	26	C	30	C	25	C	127	25	C	11	5108